

Special Educational Needs and Disabilities Health Needs Assessment

March 2024

About the needs assessment

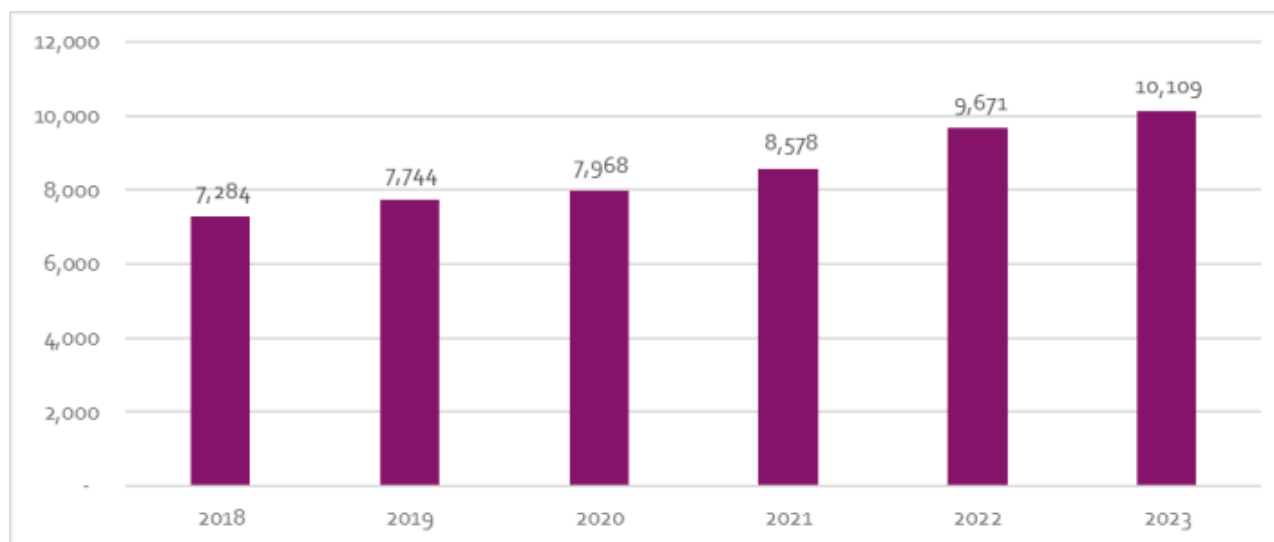
CPI were commissioned to carry out a quantitative data needs assessment with regard to children and young people (CYP) in North Northamptonshire with a special educational need and disability (SEND).

The needs assessment used data from:

- SEN2,
- School census,
- DfE Local Authority Interactive Tool,
- NN Data Dashboard,
- NHS services.

Current levels of overall SEND need

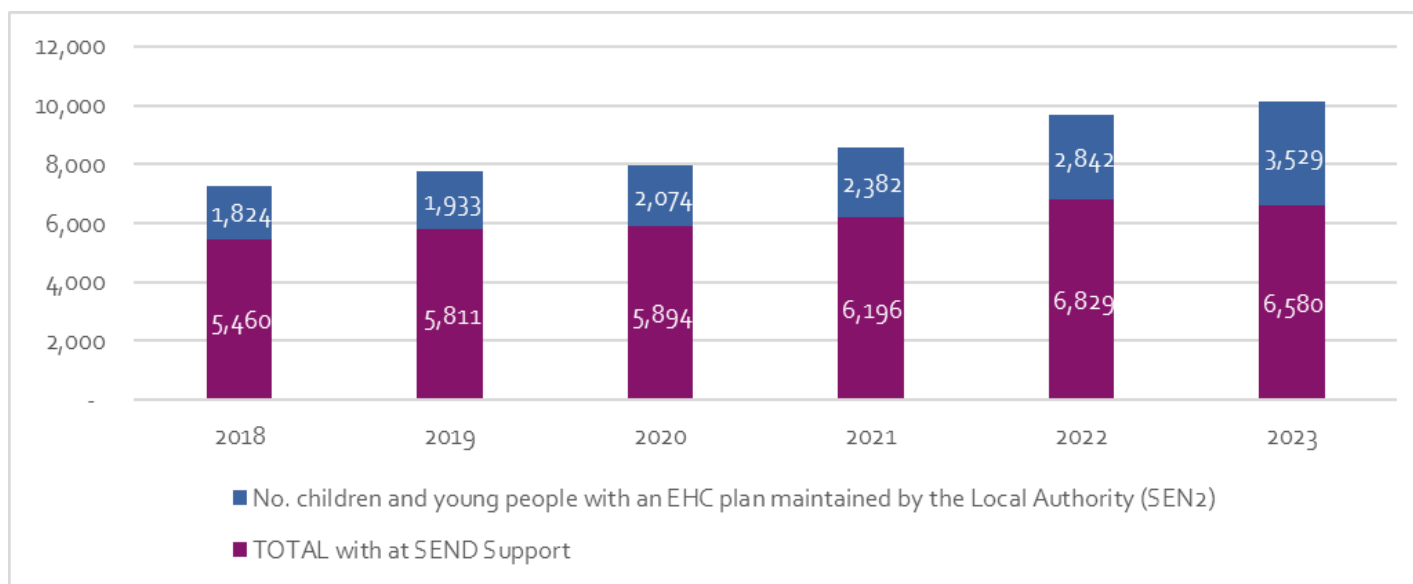
Overall estimates of need were arrived at using data from both the School Census and the Local Authorities annual return (SEN2) to give a composite “global” picture.



Since 2018, an additional 2,825 CYP have been identified as having some form of SEND need, representing a 38.7% increase between 2018 and 2023.

Current levels of overall SEND need

The picture of overall need is broken down by type of need.

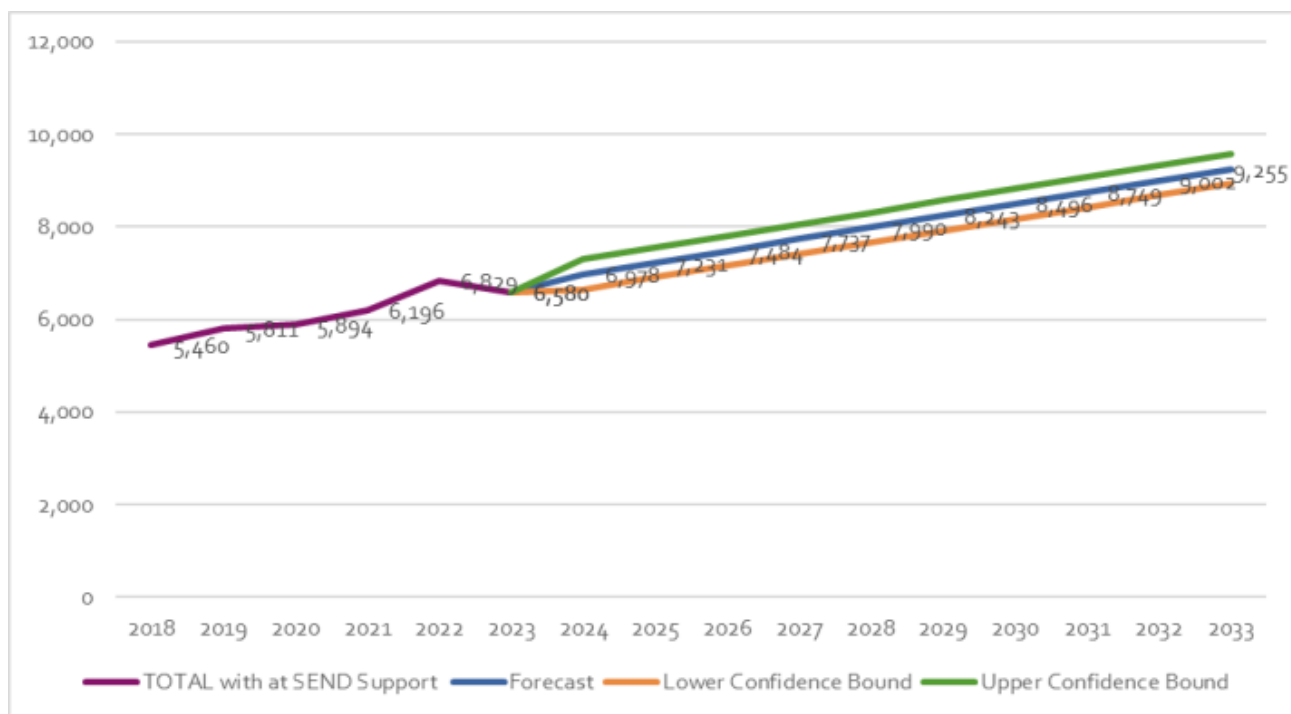


The proportion of young people with an EHC Plan is growing both in absolute numbers and as a proportion of total need. In 2018 CYP with an EHC Plan made up a quarter (25%) of total need rising to 29% in 2023.

Profile of total SEND population

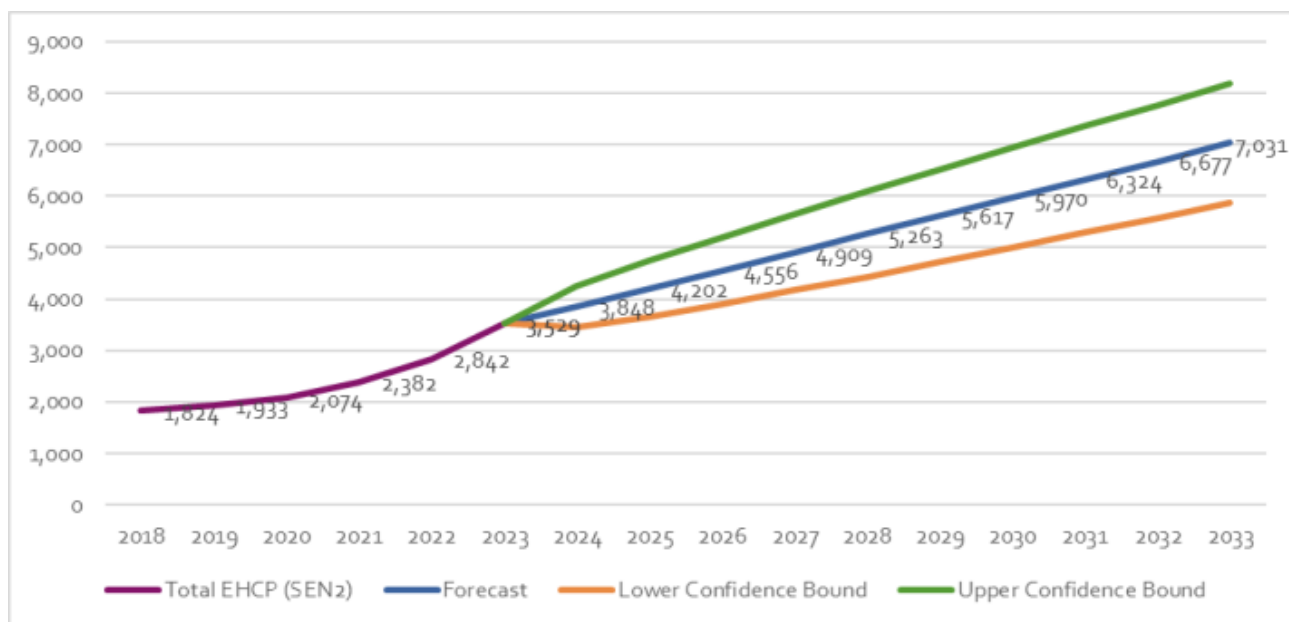
- Over half (53%) of the total SEND need population is made up of children aged 0 to 10 years of age.
- Boys make up the majority of the total population with SEND need - making up nearly two thirds (62%) of those with SEND Support and nearly three quarters (73%) of those with an EHC Plan.

Forecasting need - SEND Support



The number of CYP requiring SEND support is estimated to be 7,990 in 2028 and 9,255 in 2033.

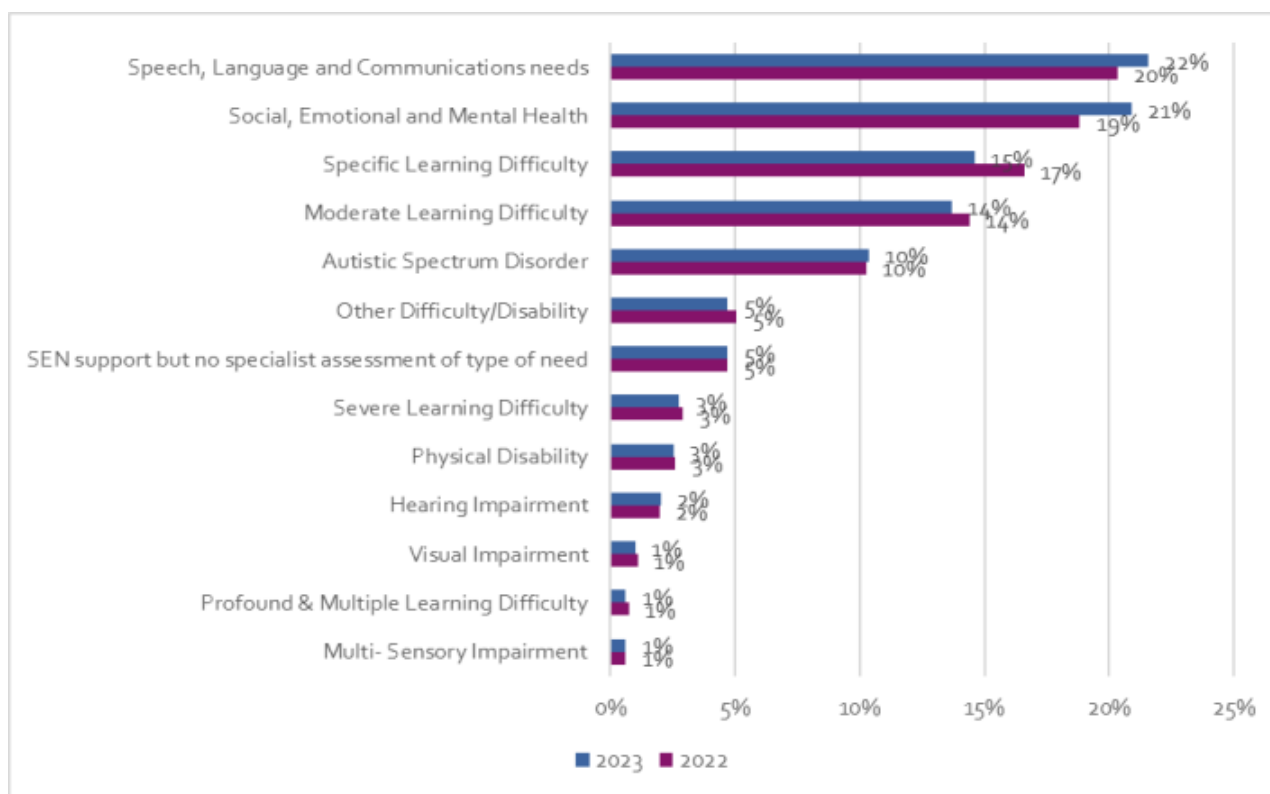
Forecasting need - EHC Plan



The number of CYP requiring an EHC Plan is estimated to be 5,263 in 2028 and 7,031 in 2033.

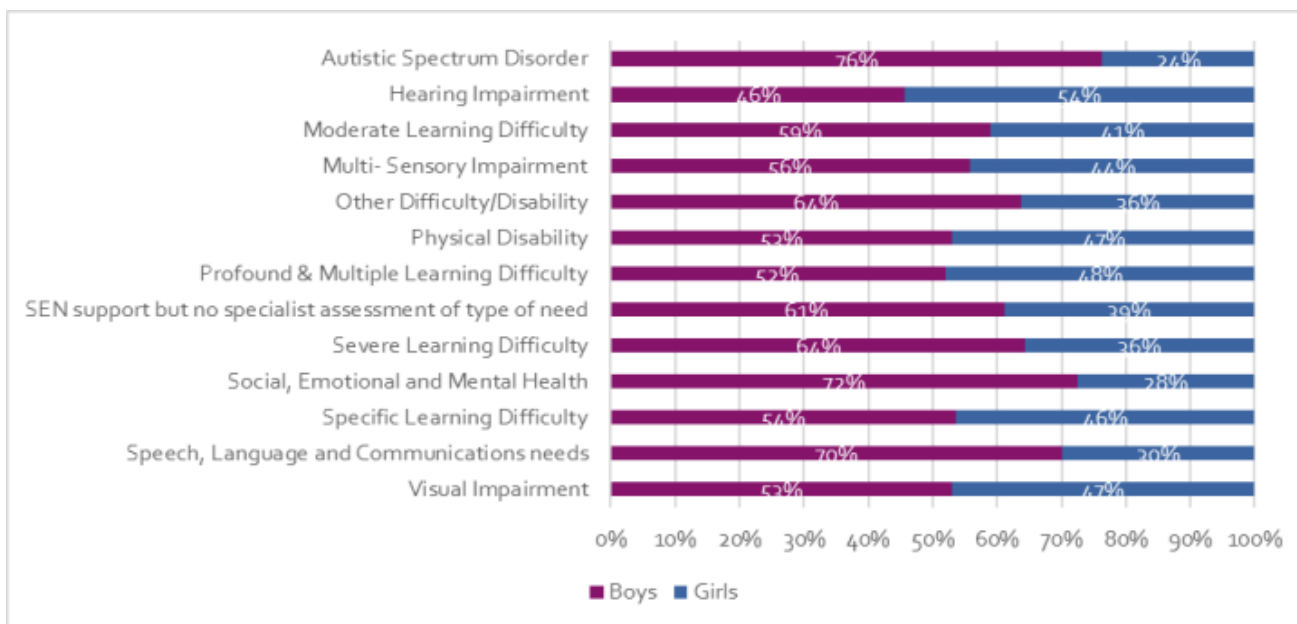
SEND profile of the school population

In 2023 over 80% (four in five) cases in North Northamptonshire were made up of five needs: SLCN, SEMH, SLD, MLD and autism.



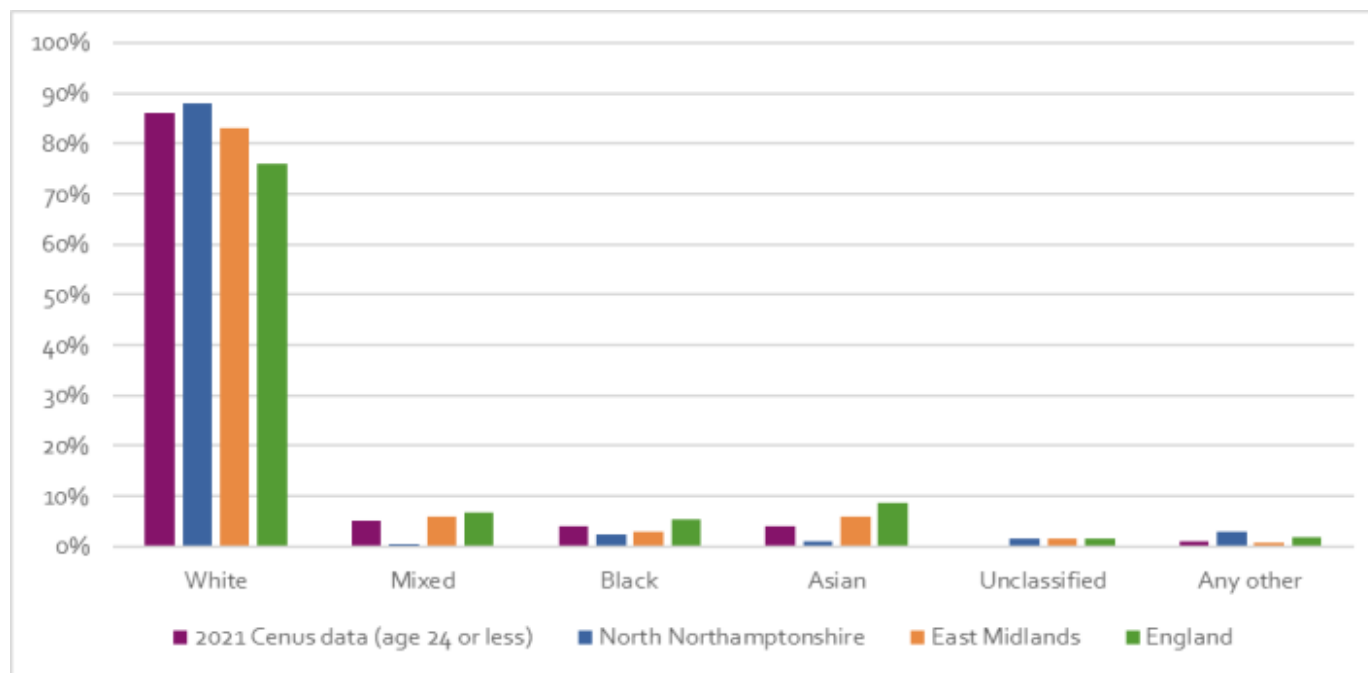
SEND by gender

There are large differences in need by gender: boys make up three quarters of those with autism, and the majority of those with SEMH and SLCN.



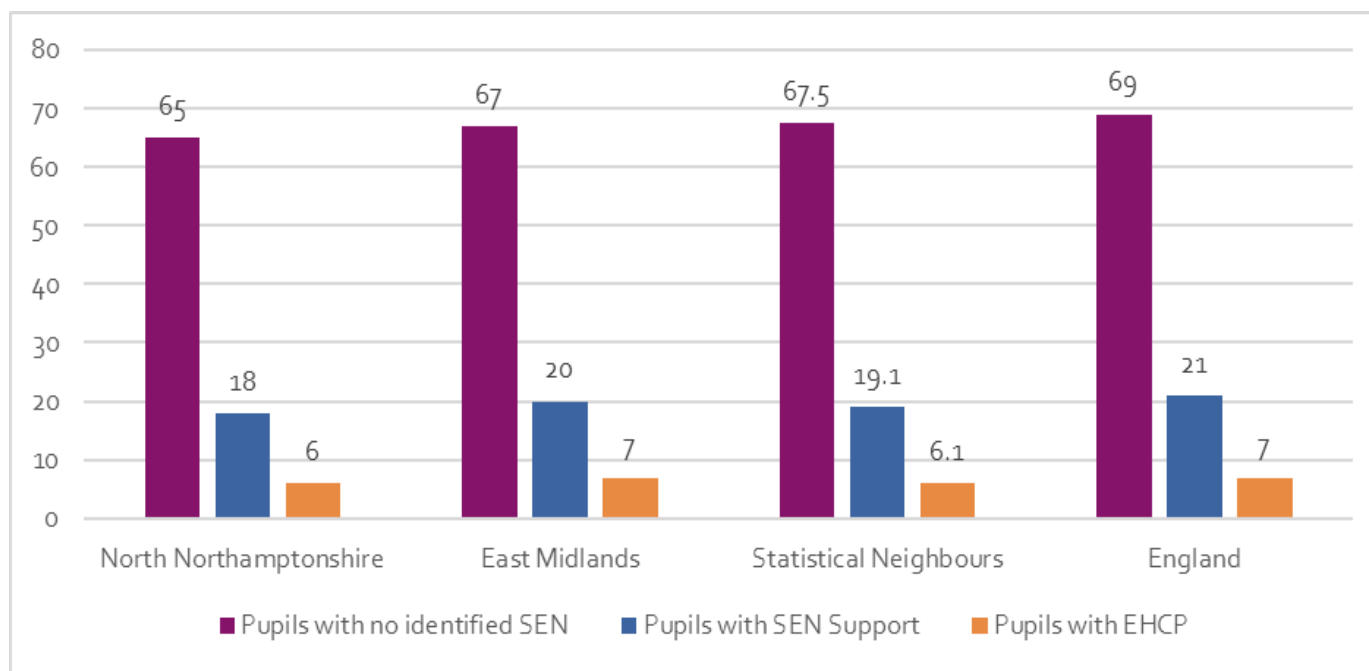
SEND by ethnicity

Data indicates that the SEND population is broadly similar to the population as a whole. The data indicates however that young people of Asian heritage are under-represented among young people receiving SEND Support (1% of the SEN support cohort versus 3.5% of the under 24 population).



Outcomes - Key Stage 2

Two thirds of pupils (65%) in North Northamptonshire with no identified SEN achieved the expected level in 2022. This compares with just under two in 10 (18%) for those with SEND support and 6% of those with an EHC Plan.



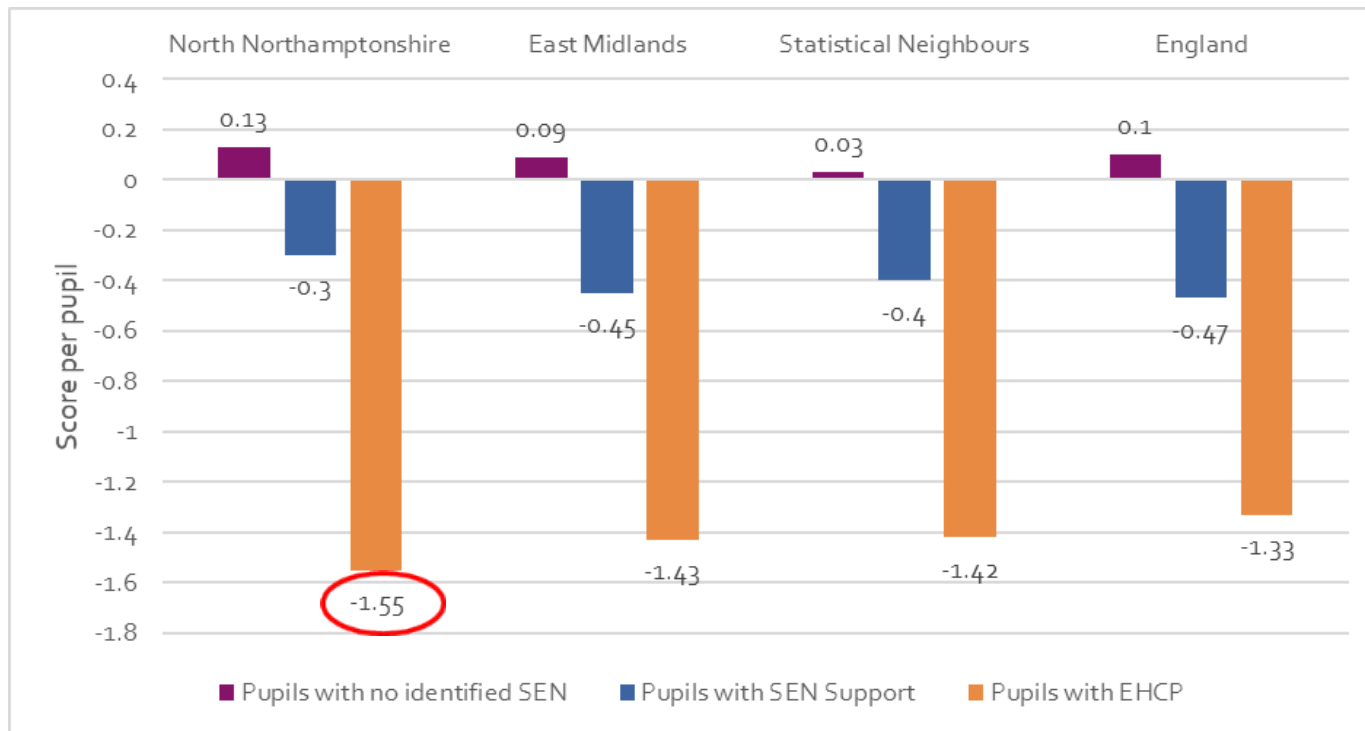
Outcomes - Attainment 8

For pupils with no identified SEND need in North Northamptonshire the average score was 49.60. The average score for those receiving SEN support drops to 34.50 and for those with an EHC Plan, the average score is 8.50.

Attainment 8 score per pupil	NN	East Midlands	Statistical Neighbours	England
Pupils with no identified SEND	49.60	51.10	51.54	52.60
Pupils with SEND support	34.50	33.60	35.02	34.90
For Pupils with an EHC plan	8.50	13.00	13.26	14.30

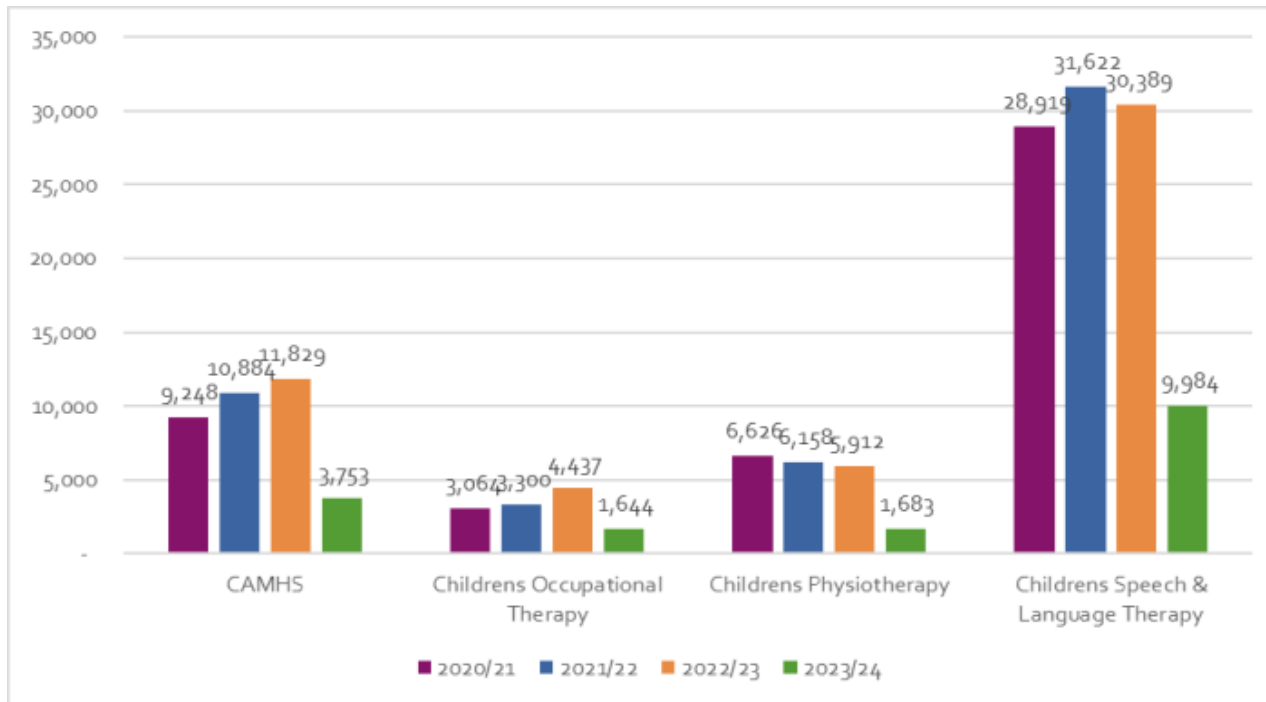
Outcomes - Progress 8

In 2022, the average score for those with an EHC Plan was -1.55, this compares with -0.3 for those with SEND support and 0.13 for those with no identified SEND.



Health data - caseloads

The service with the highest caseload is speech and language therapy. In 2022-23 the service had a caseload of 30,389, this compares with 31,622 in the previous year.



Recommendations

1. The SEND Accountability Board should inform each of the SAB workstreams about the SEND population projections as set out in this report so that this information can be used to inform medium to long-term planning in each group.
2. NN partners should review processes in relation to and the capacity of staff involved in EHC needs assessments and planning in order to prepare capacity for future demand.
3. NN partners should review the capacity of social care staff who contribute to EHC needs assessment and planning.
4. The work of the SEND Early Help team should be reviewed annually to determine whether it is successfully providing preventative and earlier intervention.

Recommendations

5. The recent review of sufficiency should be revised in light of the forecast data in this report.
6. The SEND Accountability Board should review data regarding the ethnicity of children and young people in all elements of SEND assessment and provision (SEND support, EHC needs assessment and planning, accessing specialist provision) on an ongoing basis to determine whether access is equitable across all groups.
7. The SEND Accountability Board should consider preparing and disseminating information regarding SEND need among girls and young women to all partners regarding how SEND may present.
8. The SEND Data Dashboard group should explore the feasibility of capturing a wider set of outcome measures.
9. The SEND Accountability Board should engage with partners in education to better understand the apparent under-performance of young people with an EHC Plan at Progress 8 and Attainment 8.

Next Steps

- Work with the data and intelligence sub-group of the SEND Board to bring together the existing engagement work which captures the voice of children, young people and families to complement the data in the needs assessment.
- Consider how the needs assessment informs strategic priorities, alongside recommendations from the recent Ofsted inspection, and develop an action plan in response to the recommendations.
- Work with Comms colleagues regarding dissemination of the needs assessment.

Questions?